



Specifications	
IIC Rating	62
STC Rating	53
Thickness	6 mm
Attached Cushion	1 mm EVA
Wear Layer	20 mil
Installation Method	Angle-Angle
Click System	Unilin
Dimensions	7" W x 48" L
Waterproof	Yes

Dimensions & Packaging	
Packaging	23.6 Square Feet per Carton
Package Weight	48.4 lbs per Carton
Pallet Count	45 Cartons per Pallet
Pallet Square Feet	1062.0 Square Feet per Pallet
Pallet Weight	2178.0 lbs per Pallet

Warranty	
Luxury Vinyl Limited Warranty	Lifetime Residential / 15 Year Commercial



Bayside (CL-24)



Timber (CL-25)




Artisan (CL-26)



Earthy (CL-27)




Sherwood (CL-28)



Manor (CL-29)



Castle (CL-30)




Candlelight (CL-31)



Chateau (CL-32)



Dover Grey (CL-34)



Rampart (CL-35)



Presidio (CL-36)

Aegis (CL-37)

Vallation (CL-39)

Related Items					
End Cap	Reducers	T Molding	Quarter Round	Overlap Stairnose	Flush Stairnose
CL-24 EC	CL-24 RD	CL-24 TM	CL-24 QR	CL-24 SN	CL-24 FSN A
CL-25 EC	CL-25 RD	CL-25 TM	CL-25 QR	CL-25 SN	CL-25 FSN A
CL-26 EC	CL-26 RD	CL-26 TM	CL-26 QR	CL-26 FSN A	CL-26 SN
CL-27 EC	CL-27 RD	CL-27 TM	CL-27 QR	CL-27 SN	CL-27 FSN A
CL-28 EC	CL-28 RD	CL-28 TM	CL-28 QR	CL-28 SN	CL-28 FSN A
CL-29 EC	CL-29 RD	CL-29 TM	CL-29 QR	CL-29 SN	CL-29 FSN A
CL-30 EC	CL-30 RD	CL-30 TM	CL-30 QR	CL-30 SN	CL-30 FSN A
CL-31 EC	CL-31 RD	CL-31 TM	CL-31 QR	CL-31 SN	CL-31 FSN A
CL-32 EC	CL-32 RD	CL-32 TM	CL-32 QR	CL-32 SN	CL-32 FSN A
CL-34 EC	CL-34 RD	CL-34 TM	CL-34 QR	CL-34 SN	CL-34 FSN A
CL-35 EC	CL-35 RD	CL-35 TM	CL-35 QR	CL-35 SN	CL-35 FSN A
CL-36 EC	CL-36 RD	CL-36 TM	CL-36 QR	CL-36 SN	CL-36 FSN A

CL-26 FSN A